




ProStop Piston Extraction


Part N ^o	90Q2736
Part Description	ProStop Piston
Assembly Drawing N ^o	Q2742



Hypro-EU Limited Station Road , Longstanton Cambridge , CB4 5DS Tel :- +44 (0) 1954 260097		Compile	Description	Page
		MR	ProStop Piston extraction	1
			Specification Number	Issue
		TBC	1	


Piston Extraction Kit

Description	Part Number	Visual Identification
Chuck Key (8mm Capacity)	HYPRO-1000	
Screw Extractor	HYPRO-1001	

Hypro-EU Limited Station Road , Longstanton Cambridge , CB4 5DS Tel :- +44 (0) 1954 260097		Compile Description Page
		MR ProStop Piston extraction 2
		Specification Number Issue
TBC		1

Extraction Procedure

Step	Procedure	Visual
1	Fit ' \$%\$! 9L\$\$\$ (into ' \$%\$! K F \$\$\$, Und tighten chuck	
2 & Di g\ 'Z 'm]brc 'hY piston VcfY	

Hypro-EU Limited Station Road , Longstanton Cambridge , CB4 5DS Tel :- +44 (0) 1954 260097		<table border="1"> <tr> <td data-bbox="829 1797 1008 1829">Compile</td> <td data-bbox="1008 1797 1409 1829">Description</td> <td data-bbox="1409 1797 1515 1829">Page</td> </tr> <tr> <td data-bbox="829 1829 1008 1881">MR</td> <td data-bbox="1008 1829 1409 1881">ProStop Piston extraction</td> <td data-bbox="1409 1829 1515 1881">3</td> </tr> <tr> <td colspan="2" data-bbox="829 1881 1409 1913">Specification Number</td> <td data-bbox="1409 1881 1515 1913">Issue</td> </tr> <tr> <td colspan="2" data-bbox="829 1913 1409 1965">TBC</td> <td data-bbox="1409 1913 1515 1965">1</td> </tr> </table>	Compile	Description	Page	MR	ProStop Piston extraction	3	Specification Number		Issue	TBC		1
Compile	Description	Page												
MR	ProStop Piston extraction	3												
Specification Number		Issue												
TBC		1												

3

Twist anti clockwise until the Extractor "bites" into the piston bore



4

Pull out the piston

